



EDUCATION PROGRAM



MERLIN
education

Wild Kids

External Worksheet

STAGE 1 - YEAR 1 & 2

CURRICULUM LINKS: ACSSU211, ACSHE021, ACSHE022, ACSIS025

SECTION 1

Match it!

Draw a line to match the term to the correct word meaning.

- | | |
|---------------------|--|
| A non-living thing | is something that eats, breathes air, grows and has babies. |
| Once a living thing | is something that does not eat, breathe air, grow or have babies. |
| A living thing | is something that was once apart of a living thing ie: echidna quills. |


SECTION 2

What is an external feature?

Animals have different external features called body parts. These body parts help us to identify what type of animals they belong to. External features are very important as they help animals to survive their natural environments. In this activity circle the body parts that belong to animals not humans.



wings



lips




beak



face




claws



quills



hand



tail



feet



whiskers



beak



nose



feathers



ears

SECTION 3

Draw me!

Butterflies are famously known for their colourful wing markings.

Draw the missing body parts from the butterfly to the right. Make sure to make your butterfly colourful and similar to one you have just seen inside the enclosure.



Wild Kids

External Worksheet

STAGE 1 - YEAR 1 & 2

CURRICULUM LINKS: ACSSU211, ACSHE021, ACSHE022, ACSIS025

SECTION 4



True or false

Which of the following statements about Tasmanian devils are true? Circle the answer you think is correct.

- TRUE FALSE 1. Tasmanian devils live in a burrow called a den.
- TRUE FALSE 2. Tasmanian devils only eat plants, roots and flowers.
- TRUE FALSE 3. Tasmanian devils have a pouch which their babies live in when they are born.
- TRUE FALSE 4. Tasmanian devils are only found in the wild in Australia.

SECTION 5

Reptiles

Read the following passage about snakes external features and use the word bank to fill in the missing words.

Words: head, vertebrates, don't, ears, vibrations, slender, shape, carnivores, catch, teeth, whole, jaw.

A snake's body is modified because of its long, body .

The pelvic girdle which is the skeletal arch that supports the hind limbs of most

is missing in most snakes. This is why snakes have any limbs (arms or legs).

Snakes have internal but not external ones, so when they are slithering along

the ground snakes use to identify if something is coming close to them. Snakes


are (meat eaters) which means their bodies have been designed to help them be

able to other animals. As snakes have no , they have to

swallow their prey in one piece. In order to be able to do this snakes have a flexible

which allows them to eat food

bigger than the size of their .



Wild Kids

External Worksheet

STAGE 1 - YEAR 1 & 2

CURRICULUM LINKS: ACSSU211, ACSHE021, ACSHE022, ACSIS025

SECTION 6

I am not a bear!

Koalas are often referred to as being a bear, however this is not true. Koalas are very different from bears and have different external features!

Draw a line to show which statement belongs to a koala and which one belongs to the bear.



I live high up in trees.

I live in caves or on the ground.

I am small in size

I am medium to large in size.

My fur is grey and white in colour.

I eat only Eucalyptus leaves

I eat a mix of plants, roots, small animals like birds and fish.

You can only find me in Australia.

You can find me in many continents across Europe, Asia, North and South America.)



Wild Kids

External Worksheet

STAGE 1 - YEAR 1 & 2


CURRICULUM LINKS: ACSSU211, ACSHE021, ACSHE022, ACSIS025



SECTION 7

Birds

In the space provided, label the kookaburra's external features.



SECTION 8

Vocabulary List

Look up the meaning of the following words you have learnt today at WILD LIFE Sydney Zoo when you're back at school.

External features	<input type="text"/>
Non-living	<input type="text"/>
Habitat	<input type="text"/>
Scales	<input type="text"/>
Wings	<input type="text"/>
Vertebrate	<input type="text"/>
Herbivore	<input type="text"/>
Desert	<input type="text"/>